

ULTRALAM® 3000

Liquid Crystalline Polymer Circuit Material

Double-Clad Laminates

Features and Benefits

Excellent high frequency properties

- Stable electrical properties for tightly controlled impedance matching
- Excellent thickness uniformity for maximum signal integrity
- Allows use of thinner dielectric layer with minimal signal distortion

Good dimensional stability

Low modulus

- Bends easily for flex and conformal applications
- Offers design flexibility and maximizes circuit density requirements

Extremely low moisture absorption

- Reduces bake times
- Maintains stable electrical, mechanical and dimensional properties in humid environments

Flame resistant

- Halogen-free. Meets WEEE.
- UL94VTM/0 – meets requirement for consumer products


Typical Applications

- High speed switches and routers
- Chip packaging
- MEMs
- Military Satellites and Radar
- Sensors
- Hybrid substrates
- Handheld and RF devices
- Base Station Antennas

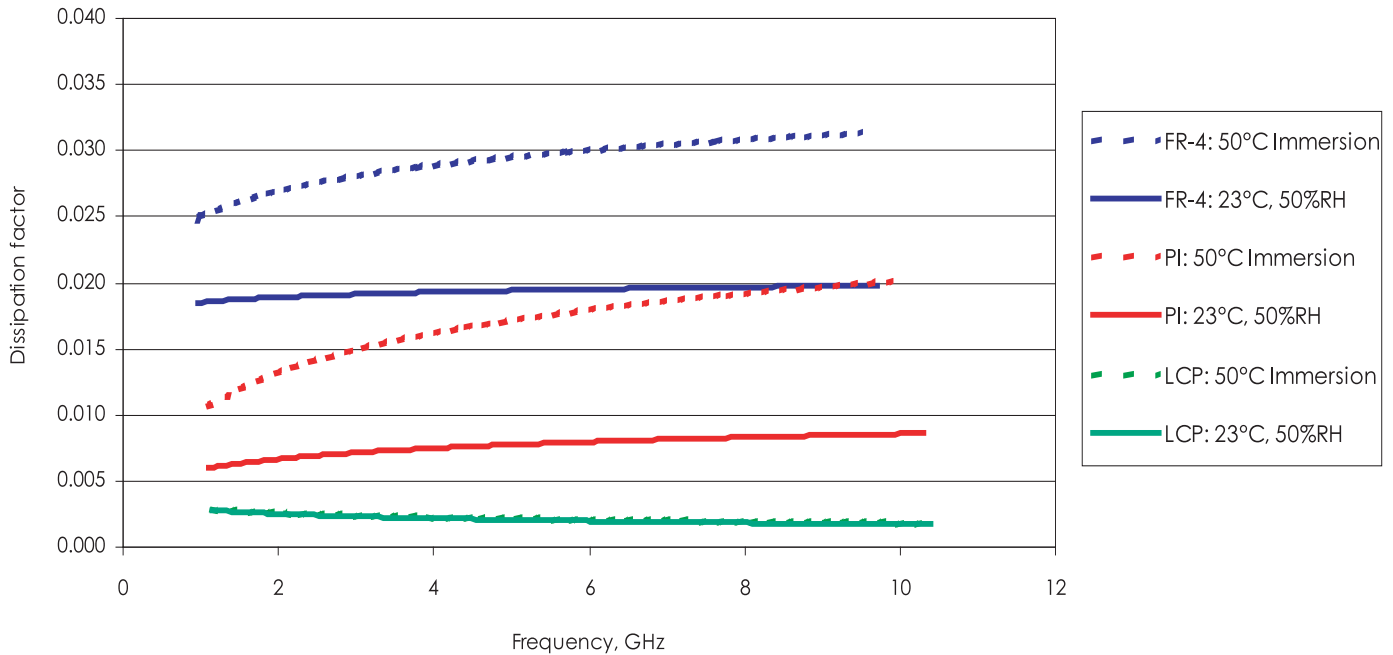
ULTRALAM® 3850 laminate circuit materials from Rogers Corporation, utilize highly temperature resistant liquid crystalline polymer (LCP) as the dielectric film. These products were developed specifically for single layer and multilayer substrate constructions. These adhesiveless laminates are well suited for high speed and high frequency applications in telecommunication network equipment, high-speed computer data links and other high performance applications.

ULTRALAM 3850 circuit materials are characterized by low and stable dielectric constant and dielectric loss, which are key requirements for high frequency, high-speed products. ULTRALAM 3850 is offered as a double copper clad laminate, offered in panels. It can be used, for multilayer constructions with ULTRALAM 3908 bonding film.

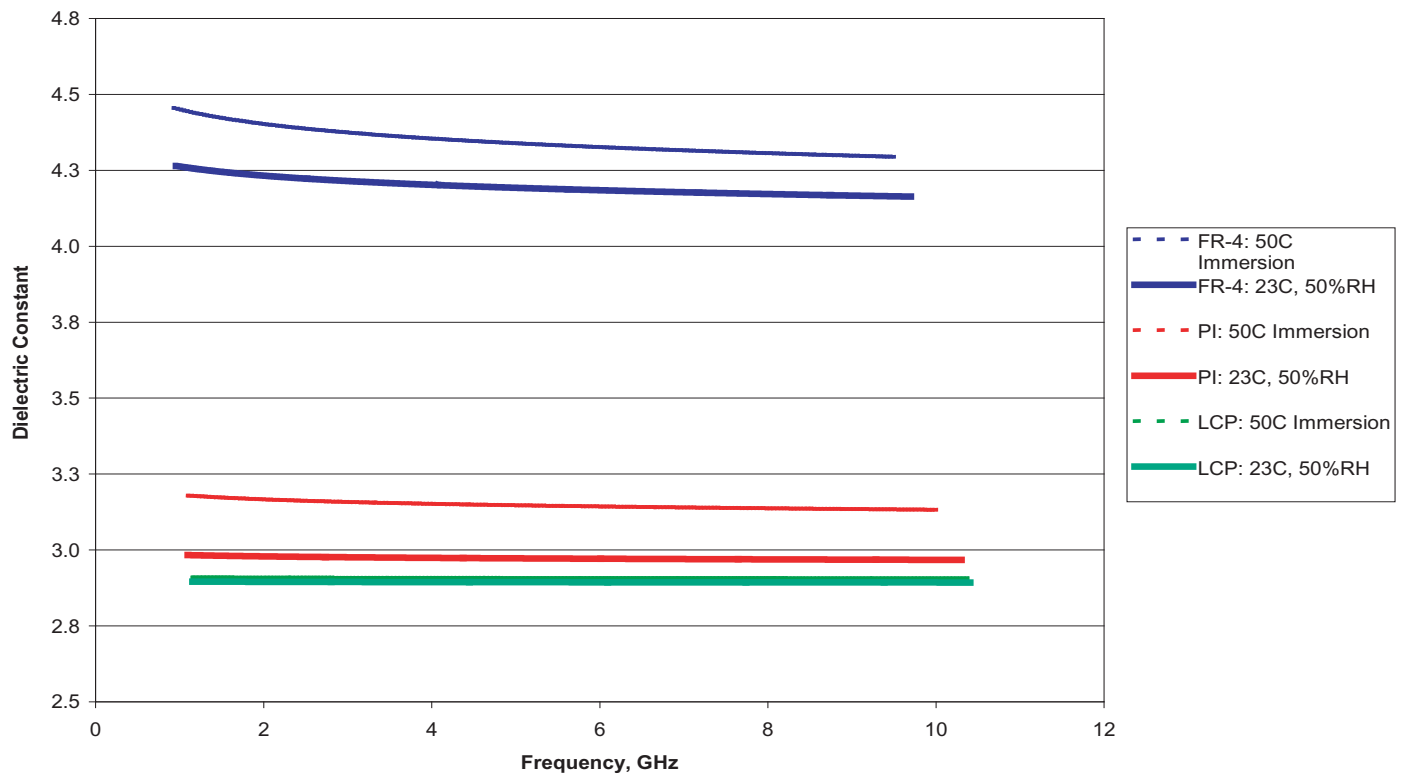
ULTRALAM 3000 laminate materials conform to the requirements of IPC 4204/24. The UL file number is E122972.



Dissipation Factor Variation: LCP, All Polyimide, and FR-4 laminates



Dielectric Constant Variation: LCP, All Polyimide, and FR-4 laminates



Data obtained from cast all polyimide and high Tg FR-4 laminate materials.

The information contained in this datasheet is intended to assist you in designing with Rogers' liquid crystalline polymer circuit materials. It is not intended to and does not create any warranties, express or implied, including any warranty of merchantability or fitness for a particular purpose or that the results shown on this datasheet will be achieved by a user for a particular purpose. The user is responsible for determining the suitability of Rogers' liquid crystalline polymer circuit materials for each application.

Typical Values

ULTRALAM® 3000 Laminates

Property	Typical Value	Unit	Test Conditions
ULTRALAM® 3850			
Mechanical Properties			
Dimensional Stability	MD	-0.06	%
	CMD	-0.03	
Peel Strength	0.95 (8.52)	N/mm (lbs/in)	IPC 2.4.8 (1/2 oz. ED foil)
Initiation Tear Strength, min	1.4 (3.1)	Kg (lbs)	IPC 2.4.16
Tensile Strength	200 (29)	MPa (Kpsi)	IPC 2.4.16
Tensile Modulus	2255 (327)	MPa (Kpsi)	IPC 2.4.19
Density	1.4	gm/cm ³ , Typical	
Thermal Properties			
Coefficient of Thermal Expansion, CTE (30°C to 150°C)	X	17	ppm/°C
	Y	17	
	Z	150	
Solder Float, Method B (288°C)	PASS		IPC 2.4.13
Melting Temperature	315	°C (Typical)	DSC
Relative Thermal Index - RTI	mechanical	190	°C
	electrical	240	
Thermal Conductivity	0.2	W/m/°K	ASTM C518
Thermal Coefficient of ϵ_r , -50°C to 150°C	(+)24	ppm/°C	IPC 2.5.5.5, 8 GHz
Electrical Properties			
Dielectric Constant, 10 GHz, 23°C	2.9		IPC 2.5.5.5.1
Dissipation Factor, 10 GHz, 23°C	0.0025		IPC 2.5.5.5.1
Surface Resistivity	1X10 ¹⁰	MOhm	IPC 2.5.17
Volume Resistivity	1X10 ¹²	MOhm cm	IPC 2.5.17
Dielectric Breakdown Strength	1378 (3500)	KV/cm (V/mil)	ASTM-D-149
Environmental Properties			
Chemical Resistance	98.7	%	IPC 2.3.4.2
Water Absorption (23°C, 24 hrs)	0.04	%	IPC 2.6.2
Coefficient of Hygroscopic Expansion, CHE (60°C)	4	ppm/%RH	60°C
Flammability	VTM-0		UL-94

Typical values are a representation of an average value for the population of the property. For specification values contact Rogers Corporation.

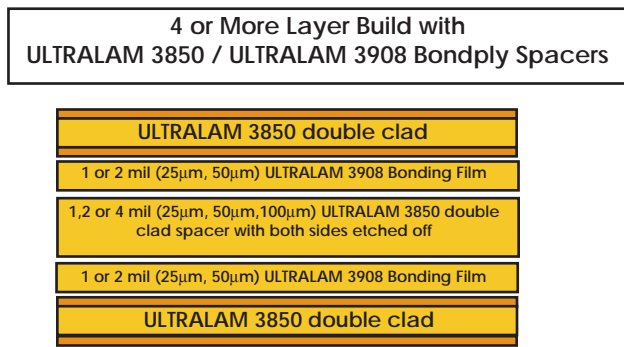
STANDARD THICKNESS	STANDARD SIZE	STANDARD COPPER CLADDING
ULTRALAM 3850: 0.001" (25µm) 0.002" (50µm) 0.004" (100µm)	ULTRALAM 3850: 18" X 12" (457mm X 305mm) panel 18" X 24" (457mm X 610mm) panel Custom sizes available upon request	ULTRALAM 3850: ½ oz. (18µm) Copper Type: Very low profile ED copper per IPC 4562 3.4.5 (<Rz 5.1 mm). Other claddings available.

The information contained in this datasheet is intended to assist you in designing with Rogers' liquid crystalline polymer circuit materials. It is not intended to and does not create any warranties, express or implied, including any warranty of merchantability or fitness for a particular purpose or that the results shown on this datasheet will be achieved by a user for a particular purpose. The user is responsible for determining the suitability of Rogers' liquid crystalline polymer circuit materials for each application.

ULTRALAM® 3850 circuit materials can be used in combination with ULTRALAM 3908 bonding films to create truly adhesiveless all-LCP multi-layer circuit constructions:



ULTRALAM® 3908 bondply should never be stacked together in a design in order to increase the bondply thickness. In designs where a bondply spacing greater than 0.002" (.0508mm) is required, it is recommended to use the following multi-layer bondply approach to achieve the desired dielectric thickness.



ULTRALAM® 3000 circuit materials can also be combined with RO4450B™ prepreg, R/flex CRYSTAL® 7200 adhesive, SPEEDBOARD® C prepreg, or other types of epoxy, acrylic, cyanate ester, or PTFE resin systems to enhance the properties of a multi-layer design as needed

CONTACT INFORMATION:

USA:	Rogers Advanced Circuit Materials, ISO 9002 Certified	Tel: 480-961-1382	Fax: 480-961-4533
Belgium:	Rogers NV - Gent	Tel: +32-9-2353611	Fax: +32-9-2353658
Japan:	Rogers Japan Inc.	Tel: 81-3-5200-2700	Fax: 81-3-5200-0571
Taiwan:	Rogers Taiwan Inc.	Tel: 886-2-86609056	Fax: 886-2-86609057
Korea:	Rogers Korea Inc.	Tel: 82-31-716-6112	Fax: 82-31-716-6208
Singapore:	Rogers Technologies Singapore Inc.	Tel: 65-747-3521	Fax: 65-747-7425
China:	Rogers (Shanghai) International Trading Co., Ltd	Tel: 86-21-63916088	Fax: 86-21-63915060

The information contained in this datasheet is intended to assist you in designing with Rogers' liquid crystalline polymer circuit materials. It is not intended to and does not create any warranties, express or implied, including any warranty of merchantability or fitness for a particular purpose or that the results shown on this datasheet will be achieved by a user for a particular purpose. The user is responsible for determining the suitability of Rogers' liquid crystalline polymer circuit materials for each application.

These commodities, technology and software are exported from the United States in accordance with the Export Administration regulations. Diversion contrary to U.S. law prohibited.