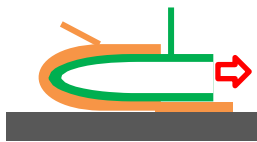


Typical Product Properties

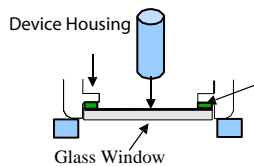
VFT Series Technical Data Sheet

PROPERTY	TEST METHOD	VALUE						
<b>PHYSICAL</b>								
Thickness, mm	PTP 0023	0.15	0.20	0.25	0.30	0.40		
Tolerance, %		20	20	15	10	10		
Density, kg/m <sup>3</sup>	ASTMD 3574-95 Test A	800	550	550	550	550		
<b>ADHESION</b>		<b>METHOD</b>	<b>FRAME/LENS</b>		<b>VALUE</b>			
Bonding, N/inch	180° Peel (see Figure 1)	Stainless Steel	Closed	28	32	43	43	60
			Open	25	27	36	36	44
		PC	Closed	36	43	44	44	60
			Open	28	38	36	40	52
		ABS	Closed	29	37	42	43	48
			Open	24	35	38	36	45
Bonding, kPa	Slow Speed Push Out (see Figure 2)	ASF Coated Glass Stainless Steel	500	600	600	625	640	
	Static Shear	Stainless Steel	>1440	>1440	>1440	>1440	>1440	
	Cleavage	ASF Coated Glass Stainless Steel	>1440	>1440	>1440	>1440	>1440	


LINER & ADHESIVE PROPERTIES			
Standard Color (code)	Black (04)	Liner Material/Color	PET / Clear
Adhesive Type	Acrylic	Liner Thickness, mm	0.012
Liner Color	Clear	Liner Density, kg/m <sup>3</sup>	1395




**Figure 1: 180°C Peel Test**  
24 hour dwell time  
50 backing  
SUS, PC & ABS Substrates  
300 mm/min testing speed



**Figure 2: Slow Speed Push Out Test**  
24 hour dwell time  
50 backing  
SUS, PC & ABS Substrates  
300 mm/min testing speed



**Figure 3: VFT - 015 Construction**



**Figure 4: VFT - 020  
VFT - 030  
VFT - 040 Construction**

**Proper Use Information:** The release liner side of the VFT material should be adhered to glass or internal housing surface. The adhesive side should be applied to device frame for optimal adhesion and performance.

Notes:

- All metric conversions are approximate.
- Additional technical information is available.
- Typical values should not be used for specification limits.

The information contained in this Data Sheet is intended to assist you in designing with Rogers' Elastomeric Material Solutions. It is not intended to and does not create any warranties, express or implied, including any warranty of merchantability or fitness for a particular purpose or that the results shown in this Data Sheet will be achieved by a user for a particular purpose. The user should determine the suitability of Rogers' VFT Materials for each application. The Rogers logo and Helping power, protect, connect our world are trademarks of Rogers Corporation or one of its subsidiaries. © 2016, 2017 Rogers Corporation, All rights reserved. Printed in U.S.A. 1217-PDF, Publication # 17-358